

Leon County Courthouse Annex

**Bank of America Building
Stair, Elevator Shaft, & Building Pressurization**


Photographic Record of Existing Conditions In Tenant Suites Scheduled for Window Replacement

17 May 2012

First Floor:
North Suite – Bank of America



Counter obstruction at window – Actual sill condition assumed: Vinyl Base.



1st Floor North – BOA – Head Detail: slightly dropped gypsum bulkhead with A.C.T.



1st Floor North – BOA – Jamb Detail: Wall Covering

First Floor

South: - LC Supervisor of Elections



1st Floor South – LC Supervisor of Elections – Head Detail: A.C.T. – Jamb: Painted GWB



1st Floor South LC Supervisor of Elections Sill Detail: Vinyl Base

Second Floor

North – Unoccupied



2nd Floor – Unoccupied – Head Detail – A.C.T. – Window frame painted off-white.
Metal blinds




2nd Floor – North – Unoccupied Sill Detail: Wood Base/Painted Existing window
frame/Painted

Second Floor

South – Leon County Tax Collector



2nd Floor – South Tax Collector's Office



2nd Floor – South- Tax Collector's Office – Sill condition: Vinyl Base- Jamb Painted GWB

Third Floor

North - Leon County Property Appraiser



3rd Floor North – Property Appraiser – Head Detail: A.C.T.; Jamb: Painted G.W.B.



3rd Floor – Property Appraiser – Sill Detail: Carpet/Vinyl Base

Third Floor
South – Clerk of Courts



3rd Floor – Clerk of Courts – Head Detail: G.W.B Soffit/Painted



3rd Floor – Clerk of Courts – Sill Detail: Vinyl Base; Jamb Detail: G.W.B./Painted

Fourth Floor

North – Clerk of Court, Finance



4th Floor-North-Clerk of Court Finance Head Detail: A.C.T.; Jamb: G.W.B./painted




4th Floor-North-Clerk of Court Finance- Sill Detail: Carpet/Vinyl Base

Fourth Floor
South – ATF Federal Government



4th Floor-ATF- open office- Head Detail: A.C.T.; Jamb: G.W.B./painted



4th Floor-ATF- open office furnishings- Sill Detail: Carpet/Vinyl Base

Fifth Floor

North – Century Link



5th Floor-Century Link Head Detail: A.C.T./Wood Crown Molding – window frame extends above/behind crown mold, metal blinds



5th Floor – Century Link – Sill Detail: Carpet/Wood Base-stained

Fifth Floor

South – Vacant (Formerly T-Mobile Suit)



Equipment is shown where window will be replaced. Disengage equipment from exterior wall opening. Gypsum wall will also need to be removed to louver and natural window head height from finished floor. Louver will temporarily be visible from within tenant space.

Sixth Floor
North – H & K Law Firm



6th Floor- H&K Law Firm Head Detail: A.C.T./Wood Crown Molding – window frame-painted, fabric shades.



6th Floor – H & K Law Firm Sill Detail: Wood Base Painted – carpet.

Sixth Floor
South - H & K Law Firm



6th Floor H & K Law Firm - Head Detail: Window Frame/painted – Wood Trim; Fabric Shades



6th Floor H&K Law Firm – Sill Detail: Wood Trim/Painted, Window Frame Painted;

Seventh Floor
North – H & K Law Firm



7th Floor Window – Same as H & K windows on 6th floor: Painted window frame, and painted wood trim.

Seventh Floor
South – Vacant



7th South – Vacant Head Detail: Window Frame -painted; Wood trim –painted; A.C.T. ceilings



7th South – Vacant – Sill Detail: Wood Base –stained; Carpet; Walls: Wall Covering;

Eighth Floor
North – LLW Law Firm



8th Floor Head Detail: A.C.T. ceiling; Walls - Painted



8th Floor Sill Detail: Vinyl Wall base; Wall Painted

Eighth Floor
South



8th Floor South – Farm Bureau – Head Detail: A.C.T. & Wood Trim painted, Walls: Painted GWB.




8th Floor – Farm Bureau- Base: wood trim, Walls: painted

Typical Existing Window Details



Typical Frame depth –from back of gasket



Typical Sill and Jamb

Stair Exit Discharge at Level P-2



Stair Exit Discharge door detail



Penthouse – NW View – looking South



Penthouse – NE View – looking South



Penthouse-NW View



Penthouse – SW View



Penthouse – West Elevation Detail



Penthouse-West Elevation Detail